



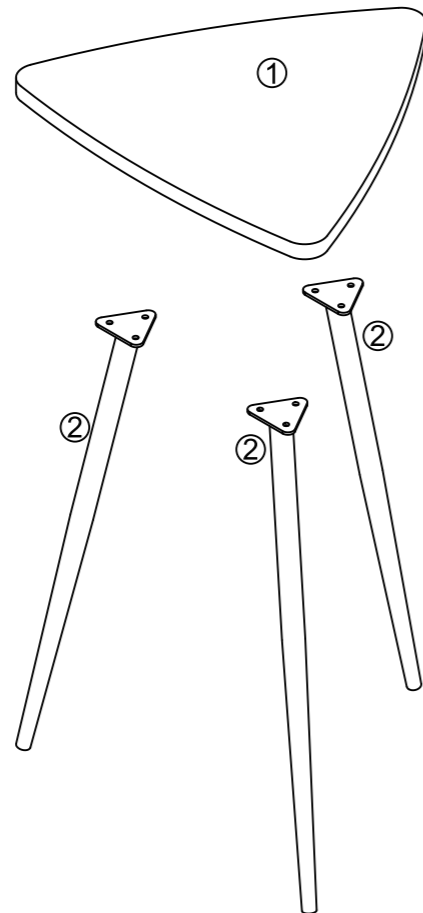
BEFORE YOU START



Please check the parts list before installation to ensure all parts are present. If there is anything missing or damaged, please directly contact us by e-mail for replacement parts.

Participant: 

Required tools: Allen Wrench



A		M6*10 x9
B		x1

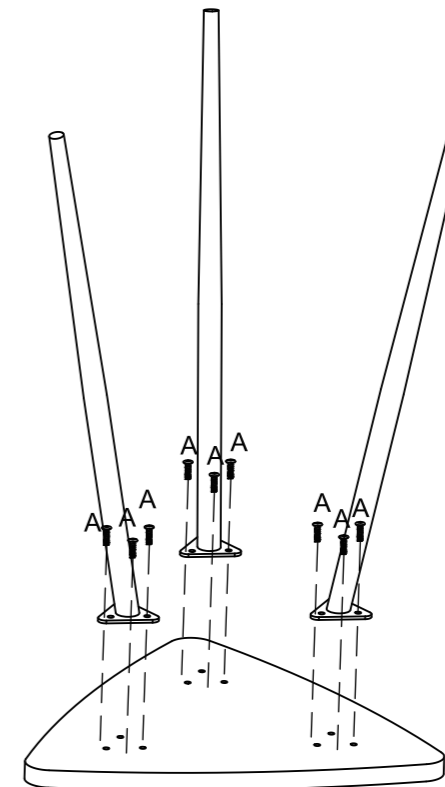


1		2	
	1PC		3PCS

STEP 1

Please connect part ② to part ① with **Screw A**.

A		M6*10 x9
B		x1



FINISH

Enjoy your new end tables.

